

2025 MAJOR EMPLOYERS

NON-RETAIL

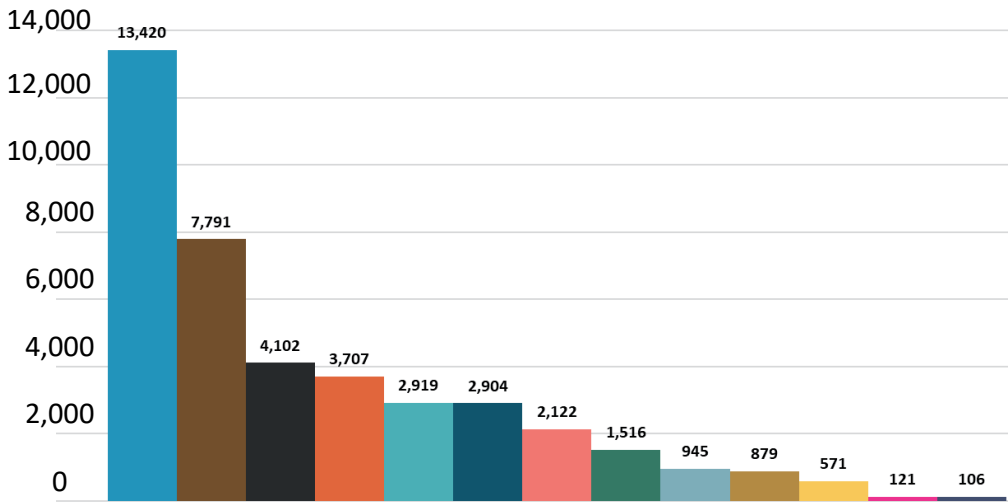


	ORGANIZATION	EMPLOYEE COUNT	INDUSTRY
1	Conroe Independent School District	4,857	Education
2	Memorial Hermann The Woodlands Medical Center	3,300	Healthcare
3	Houston Methodist The Woodlands Hospital	2,937	Healthcare
4	St. Luke's Health	2,412	Healthcare
5	Lone Star College	1,589	Education
6	Texas Children's	1,526	Healthcare
7	Chevron Phillips Chemical Company	1,225	Chemical
8	Woodforest National Bank	1,163	Financial Services
9	Occidental Petroleum Corporation	1,101	Energy
10	Entergy Texas	1,021	Transportation, Warehousing & Utilities
11	Alight Solutions	919	Professional & Business Services
12	Huntsman Corporation	874	Chemical
13	McKesson	758	Healthcare
14	Repsol USA	737	Energy
15	The Cynthia Woods Mitchell Pavilion	616	Hospitality & Entertainment
16	Baker Hughes	575	Manufacturing
17	The Woodlands Township	571	Public Agencies
18	Invited Clubs	570	Hospitality & Entertainment
19	CVS Corporation	517	Transportation, Warehousing & Utilities
20	Linde	502	Professional & Business Services
21	Coral Tree Hospitality	500	Hospitality & Entertainment
22	Western Midstream	488	Energy
23	Encompass Health	433	Healthcare
24	The John Cooper School	406	Education
25	The Woodlands Financial Group	403	Professional & Business Services
26	Montgomery County Precinct 3	374	Public Agencies
27	MD Anderson Cancer Center The Woodlands	368	Healthcare
28	Disney Digital Center 3	353	Professional & Business Services
29	Waste Connections	352	Transportation, Warehousing & Utilities
30	Emerus	338	Healthcare
31	Univar Solutions	332	Chemical
32	Global Shop Solutions	327	Professional & Business Services
33	Tomball Independent School District	320	Education
34	Halliburton	304	Manufacturing
35	Kiewit	291	Professional & Business Services
36	Martin-Brower	287	Transportation, Warehousing & Utilities
37	Howard Hughes Holdings Inc.	284	Real Estate Development
38	Ovintiv	268	Energy
39	Maersk	256	Transportation, Warehousing & Utilities
40	The Club at Carlton Woods	250	Hospitality & Entertainment
41	Kelsey-Seybold Clinic	219	Healthcare
42	Elevate Patient Financial Solutions	213	Professional & Business Services
43	Indorama Ventures	211	Chemical
44	Nexus Health Systems	209	Healthcare
45	Arena Energy & Subsidiaries	198	Energy
46	The Woodlands Christian Academy	198	Education
47	The Woodlands Waterway Marriot Hotel & Convention Center	186	Hospitality & Entertainment
48	The Signorelli Company	183	Real Estate Development
49	Tachus Fiber Internet	180	Transportation, Warehousing & Utilities
50	Webber	178	Professional & Business Services

*Organizations were contacted for survey results. In case of ties, organizations are listed alphabetically.

2025 MAJOR EMPLOYERS BY SECTOR

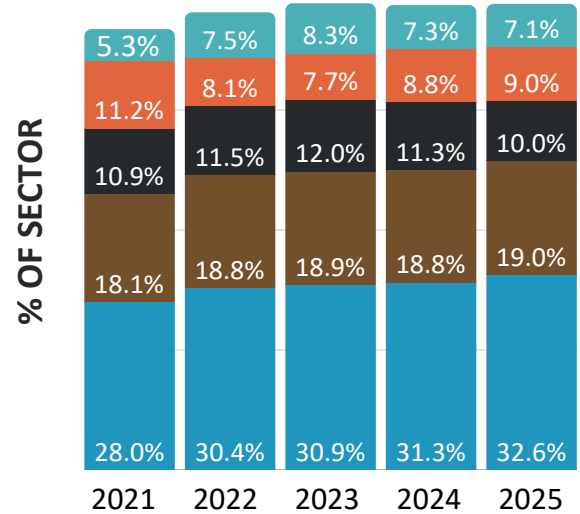
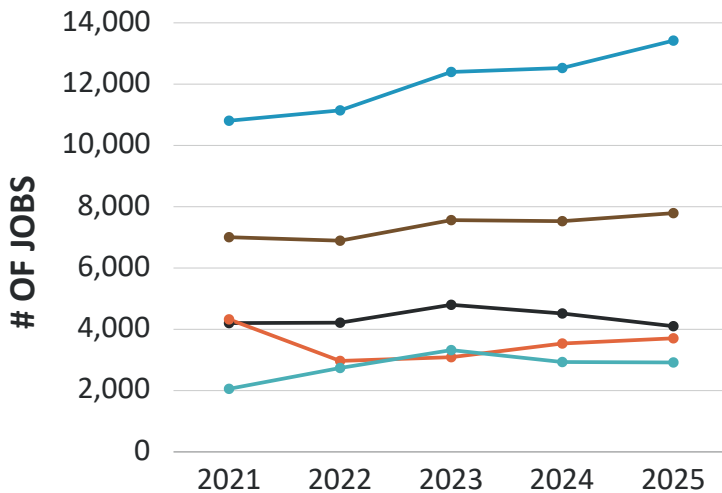
84 COMPANIES | 41,103 EMPLOYEES



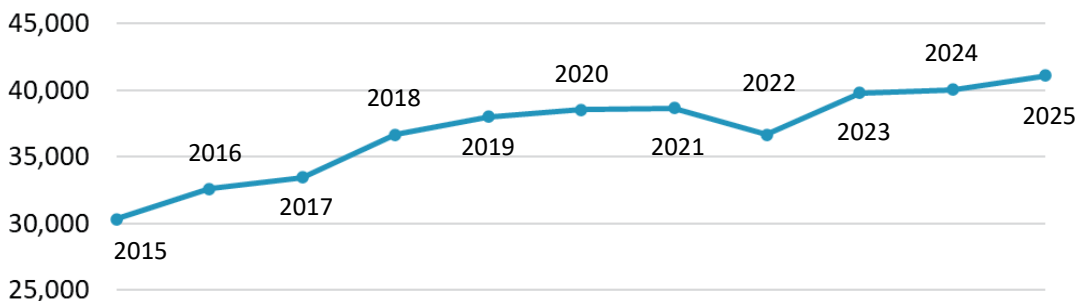
- Healthcare | 32.6%
- Education | 19.0%
- Prof & Bus Svs | 10.0%
- Energy | 9.0%
- Transportation, Warehousing + Utilities | 7.1%
- Chemical | 7.1%
- Hospitality & Entertainment | 5.2%
- Financial Services | 3.7%
- Public Agencies | 2.3%
- Manufacturing | 2.1%
- Real Estate Development | 1.4%
- Life Science | 0.3%
- Social Services | 0.3%

TOP 5 SECTOR | WORKFORCE ANALYSIS

Healthcare Education Prof & Bus Svs Energy Transportation, Warehousing + Utilities



10 YEAR WORKFORCE REPORT REVIEW | 2015-2025



FOR A DIGITAL COPY OF OUR REPORT

